

VERONA 2 PACK ZERO GRAVITY CHAIR

Product Instructions

Product No. 2020008.1 2020009.1 / 2020013
2522036.2 / 2522037.2

vonhaus

Let's get started!

Visit our product hub for useful tips and tricks on getting the most out of your new product.

SCAN ME



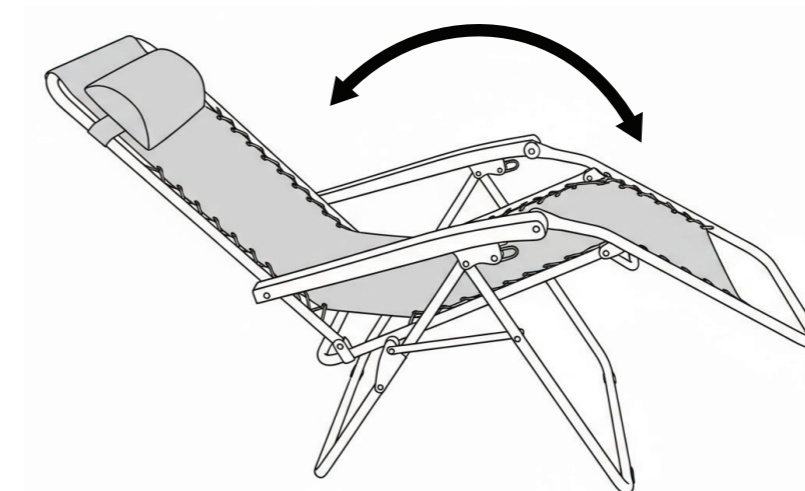
Operation

Adjusting the Chair

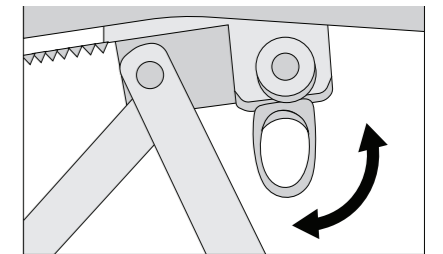
Move the folding lock handle to **UNLOCK** to set up and adjust the chair.

The **LOCK** position prevents the chair from accidentally changing position while you're using it.

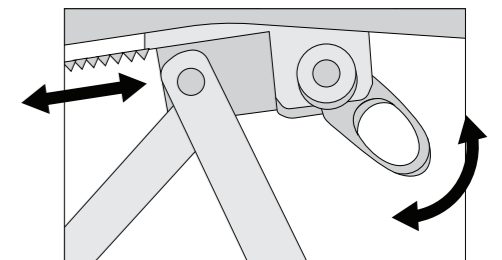
Move it to **LOCK** to hold your chosen position.



Lock



Unlock



95kg
Capacity

Need further help?
support@vonhaus.com

See our full range at
www.vonhaus.com

Information

Important Safety Notice

This product is **not suitable for use by children** or by individuals with **physical, sensory, or mental impairments** that may limit their ability to operate the equipment safely, **unless** they have been given supervision or instruction concerning the safe use of the product by a person responsible for their safety.

Supervision: Children and pets must be supervised at all times.

Use with care: Carelessness can cause accidents.

Use on level ground only.

Do not use if any part is damaged.

CAUTION: Be careful when folding or unfolding the chair to avoid pinching your fingers.

Be careful when locking or unlocking the folding handle to avoid pinching your fingers.

WARNING: Do not overload the chair. Maximum weight: 95kg.

Do not modify the chair. Improper use may cause accidents and injuries.

If you are missing any components, contact our customer services department at support@vonhaus.com

DO NOT proceed with assembly if any components are missing.

Maintenance

Clean the chair regularly with a damp cloth. Check and tighten all screws and bolts regularly for stability.

Store in a dry place when not in use to prevent rust and damage.

Lubricate moving parts regularly for smooth operation.

Do not modify the chair. Improper use may cause accidents and injuries.

Information

Customer Service

If you are having difficulty using this product and require support, please contact support@vonhaus.com

Warranty

To register your product and find out if you qualify for a free extended warranty please go to www.vonhaus.com/warranty

Please retain a proof of purchase receipt or statement as proof of the purchase date.

The warranty only applies if the product is used solely in the manner indicated in the warnings page of this manual, and all other instructions have been followed accurately.

Any abuse of the product or the manner in which it is used will invalidate the warranty.

Returns

Returned goods will not be accepted unless re-packaged in its original packaging and accompanied by a relevant and completed returns form. This does not affect your statutory rights.

No rights are given under this warranty to a person acquiring the appliance second-hand or for commercial or communal use.

Copyright

All material in this instruction manual are copyrighted by DOMU Brands.

Any unauthorised use may violate worldwide copyright, trademark, and other laws.

Thank You

Thank you for purchasing your product/appliance.

Should you require assistance with your purchase, please contact us at support@vonhaus.com

VonHaus is a registered trademark of DOMU Brands Ltd.

Made in China for DOMU Brands Ltd.
Unit 30, Stakehill Industrial Estate
Middleton, Manchester, M24 2RW

EU Authorised Representative

Authorised Representative Service
77 Camden Street Lower
Dublin, D02 XE80
Ireland

Let's get started!

Visit our product hub for useful tips and tricks on getting the most out of your new product.

SCAN ME

